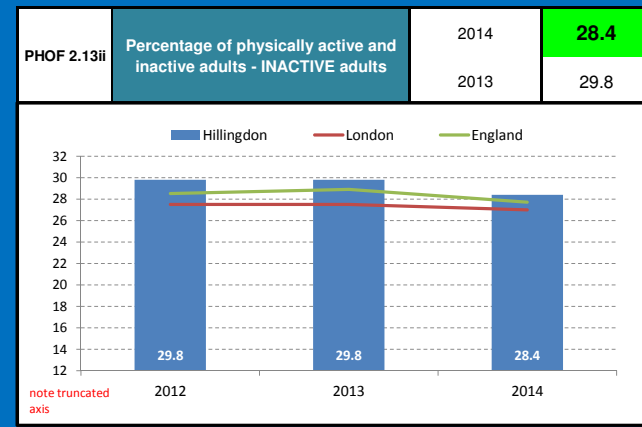
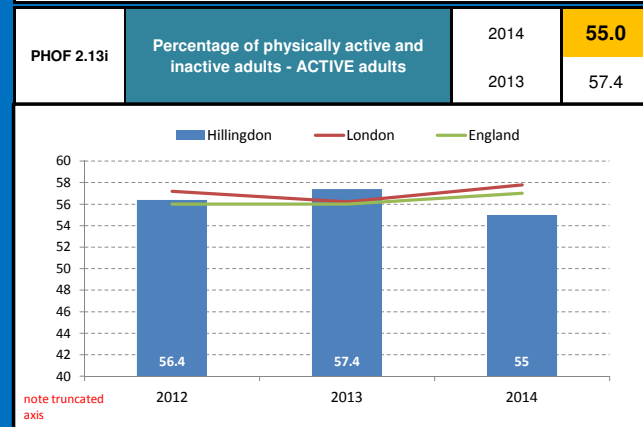


Health & Wellbeing Board - 22 September 2015

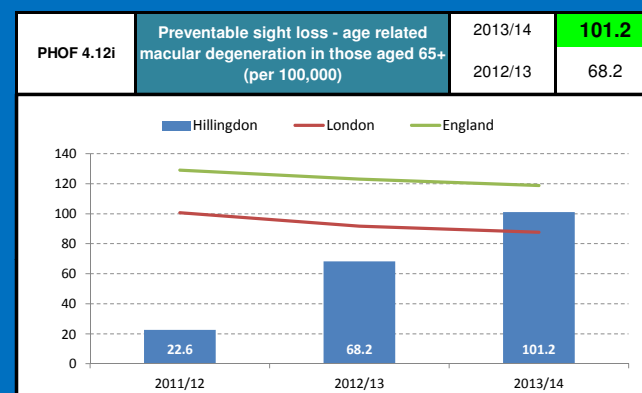
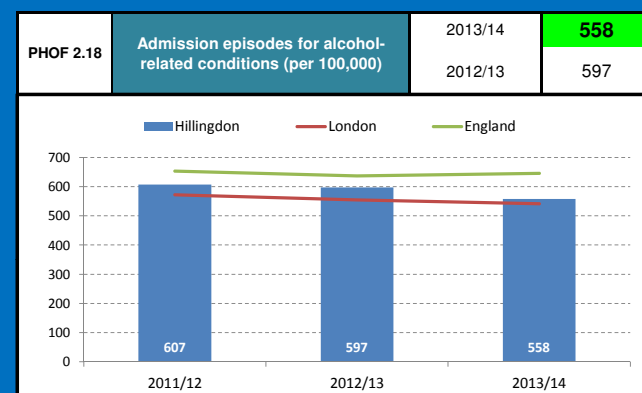
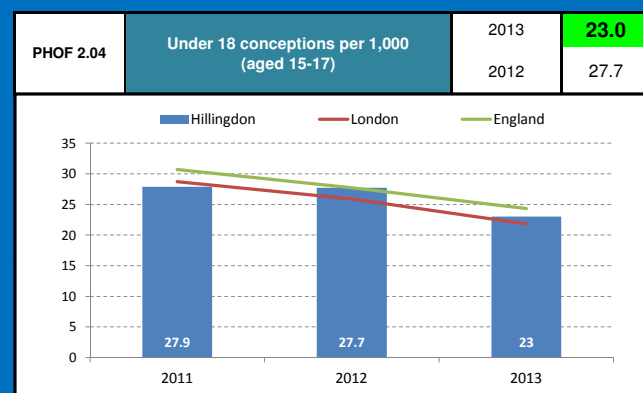
PRIORITY ONE



PRIORITY ONE

ASCOF 1e	1e - % of LD clients in paid employment	2015/16 (Jul)	2.6%
		2014/15 (YE)	2.1%

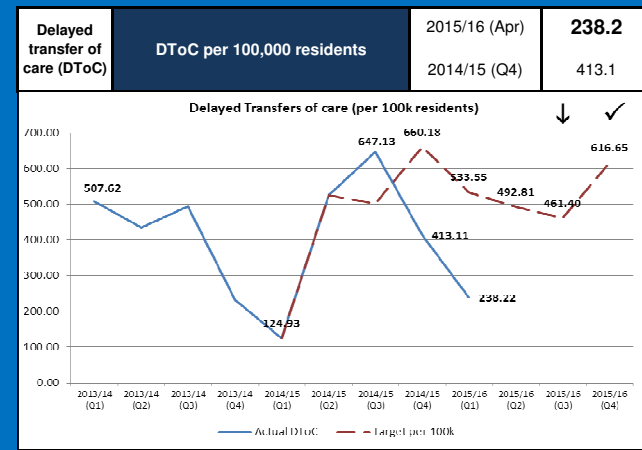
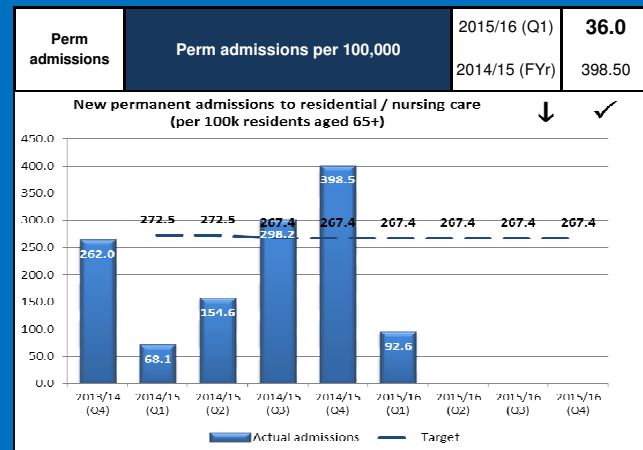
PRIORITY TWO



PRIORITY TWO

PHOF 2.22iii	Cumulative % of the eligible population aged 40-74 OFFERED an NHS Health Check	2013/14 - 2014/15	24.1%
		2013/14	11.2%
PHOF 2.22v	Cumulative % of the eligible population aged 40-74 who RECEIVED an NHS Health Check	2013/14 - 2014/15	17.1%
		2013/14	8.1%
PHOF 3.02	Chlamydia detection rate 15-24 year olds (per 100,000)	2014	1369
		2013	1511

BETTER CARE FUND METRICS



Perm admissions	Number of permanent admissions to residential / nursing care for residents aged 65+	2015/16 (Q1)	36
Perm admissions	Annual target for number of perm admissions	2015/16	104
Perm admissions	Target for number of permanent admissions to residential / nursing care per 100,000 residents aged 65+	2015/16	267.4
Delayed transfer of care	Total number of days in quarter	2015/16 (Q1)	538
Delayed transfer of care	DToc per 100,000 (Qtrly Target)	2015/16 (Q1)	533.6
Delayed transfer of care	Quarterly target for delayed discharges (total number of days)	2015/16 (Q1)	1,205

PRIORITY THREE

LBH (Local Measure)	Number of major adaptations to homes to promote safe, independent living	Q1 2015/16	134
LBH (Local Measure)	Number of people in receipt of TeleCareLine (All ages)	2015/16 (Jul)	4,424
LBH (Local Measure)	Number of people in receipt of TeleCareLine (80+)	2015/16 (Jul)	3,370
LBH (Local Measure)	Number of people in sign ups to TeleCareLine	2015/16 (Jul)	112
PHOF 2.24i	Injuries due to falls in people aged 65 and over (per 100,000 population)	2013/14	2,308

Values Definition
 ↓ ✓ The lower the outturns the better the performance